



SUNON® FIRST CHOICE GLOBALLY
Cooling Solutions

2024 Q4 Operating Results

SUNONwealth Electric Machine Industry Co., Ltd.

2421.TW / 2421 TT

Disclaimer

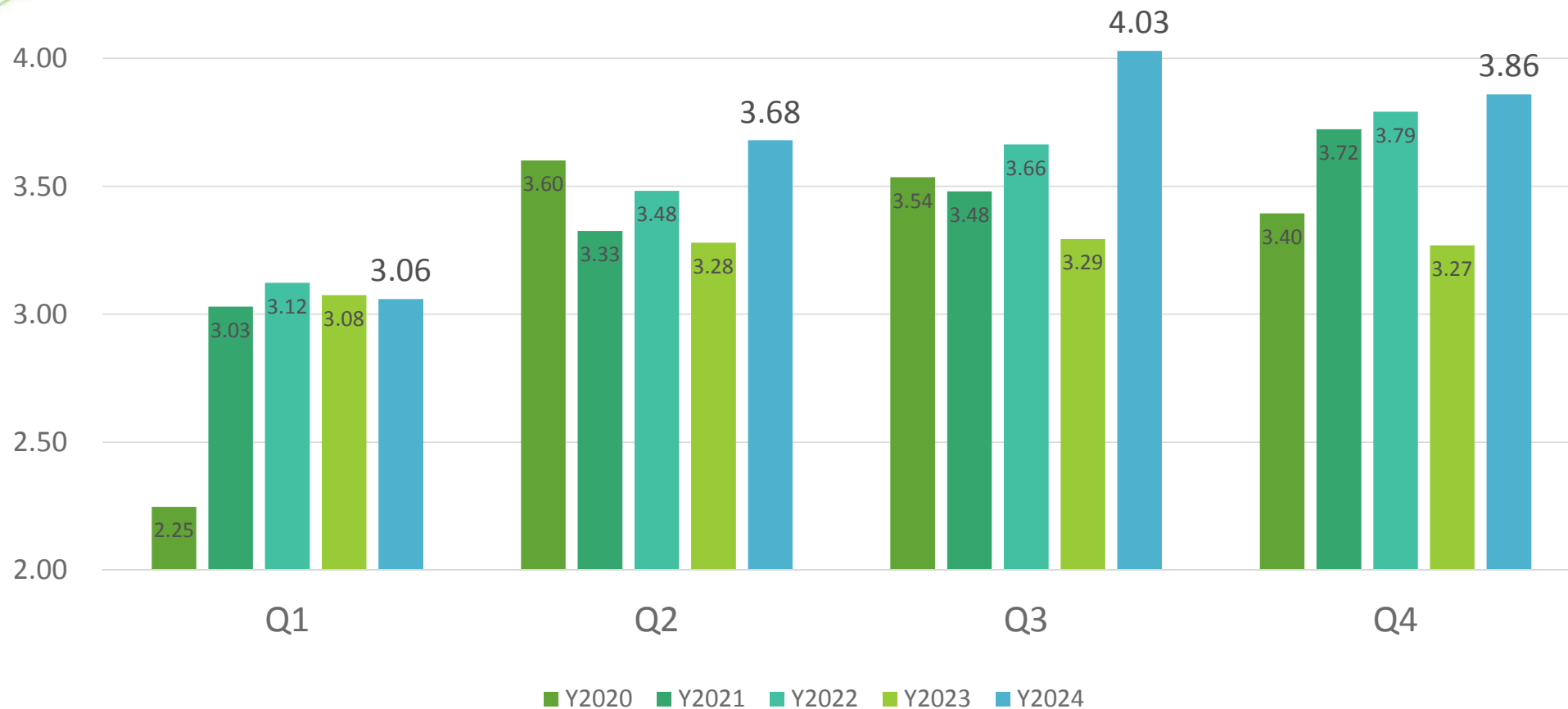
The information or opinions contained in this document are based on expectations of current conditions and prediction on future events made by SUNONWEALTH ELECTRIC MACHINE INDUSTRY CO., LTD. (hereinafter referred to as “the Company”), which no representation or warranty, express or implied, is made as to its fairness, accuracy, completeness or timeliness. The information in this document only reflects the Company's view of the future as of the date hereof and is subject to change or adjustment in the future. And the Company assumes no obligation to notify or update it at any time unless otherwise required by the applicable laws. Neither the Company nor any of its subsidiaries, affiliates or representatives shall be liable for any direct or indirect damages arising out of the contents of this document, or any action taken as a result of reference to such contents.

The information contained in this document may express the Company's confidence in and expectations for its future vision, but these forward-looking statements are based on a number of factors relating to the Company's operations and are subject to unknown risks, uncertainties and other factors, and as a result, the actual results may differ materially from those in the forward-looking statements set forth above.

No part of this document may be copied, redistributed or transmitted, directly or indirectly, to any other person (whether inside or outside the Company) or published (in part or in whole) for any purpose.

Quarterly Revenue

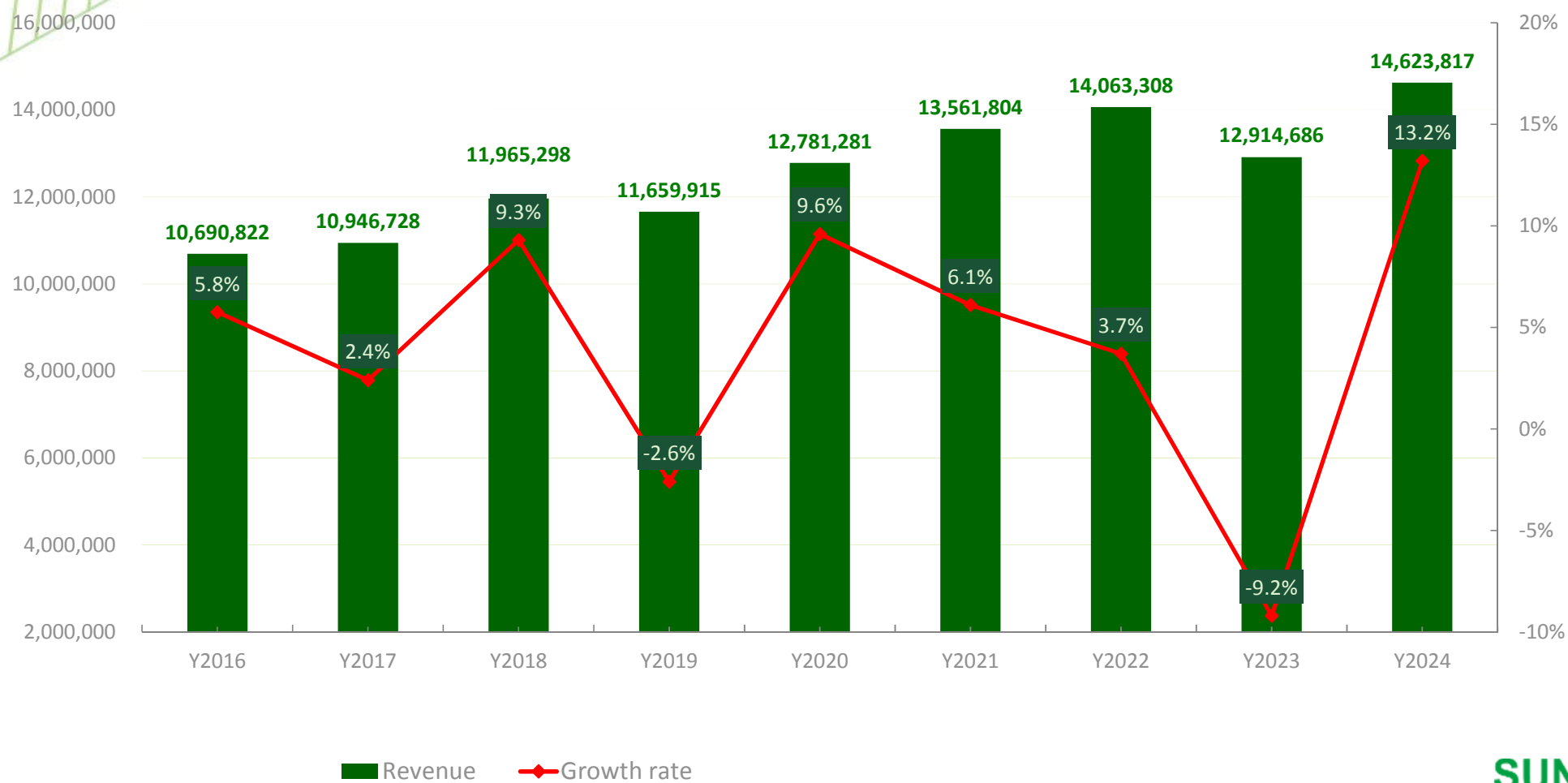
In B. NT



SUNON®

Revenue Performance

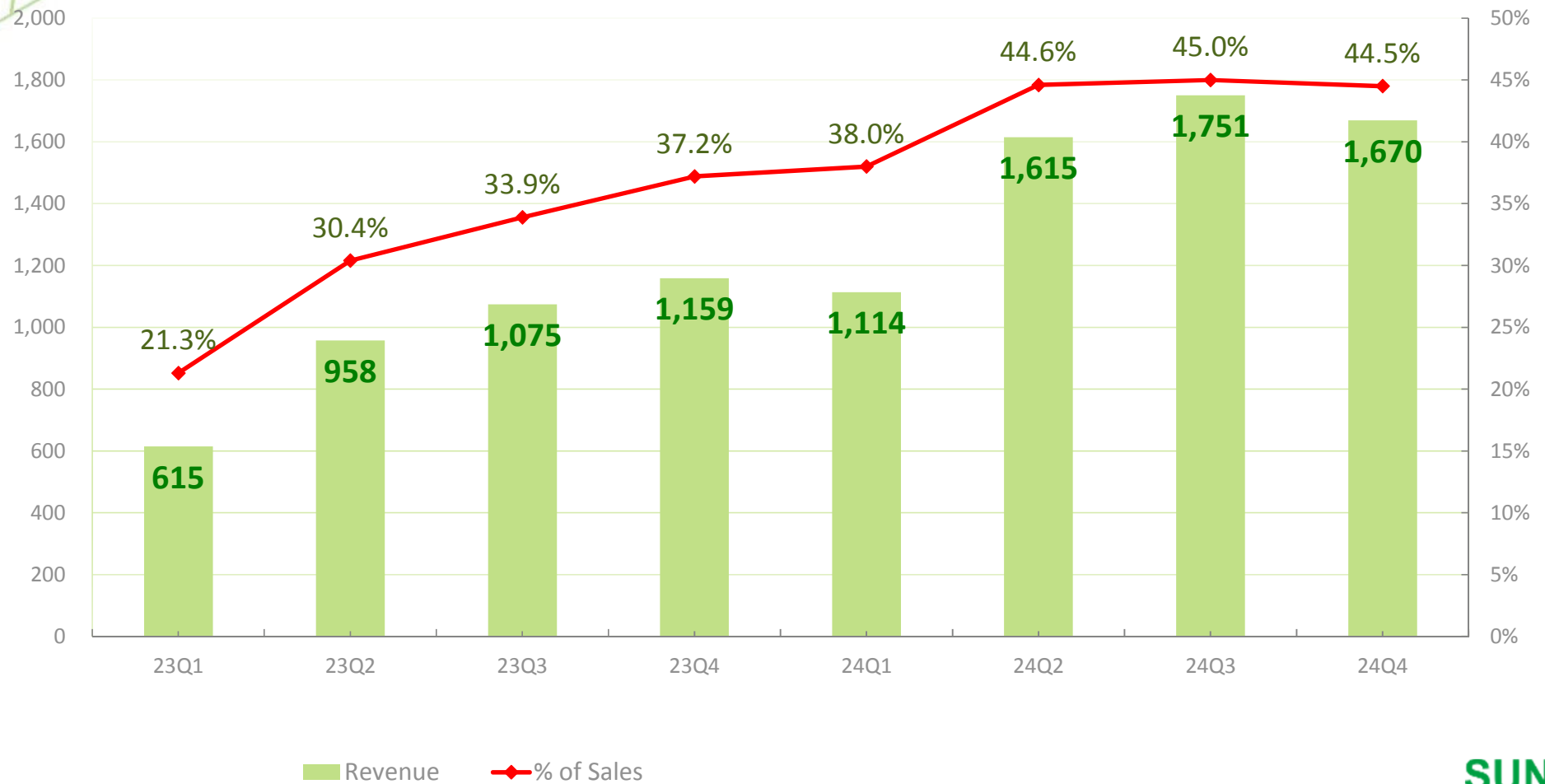
單位: NT 千元



SUNON®

Quarterly Revenue in Server

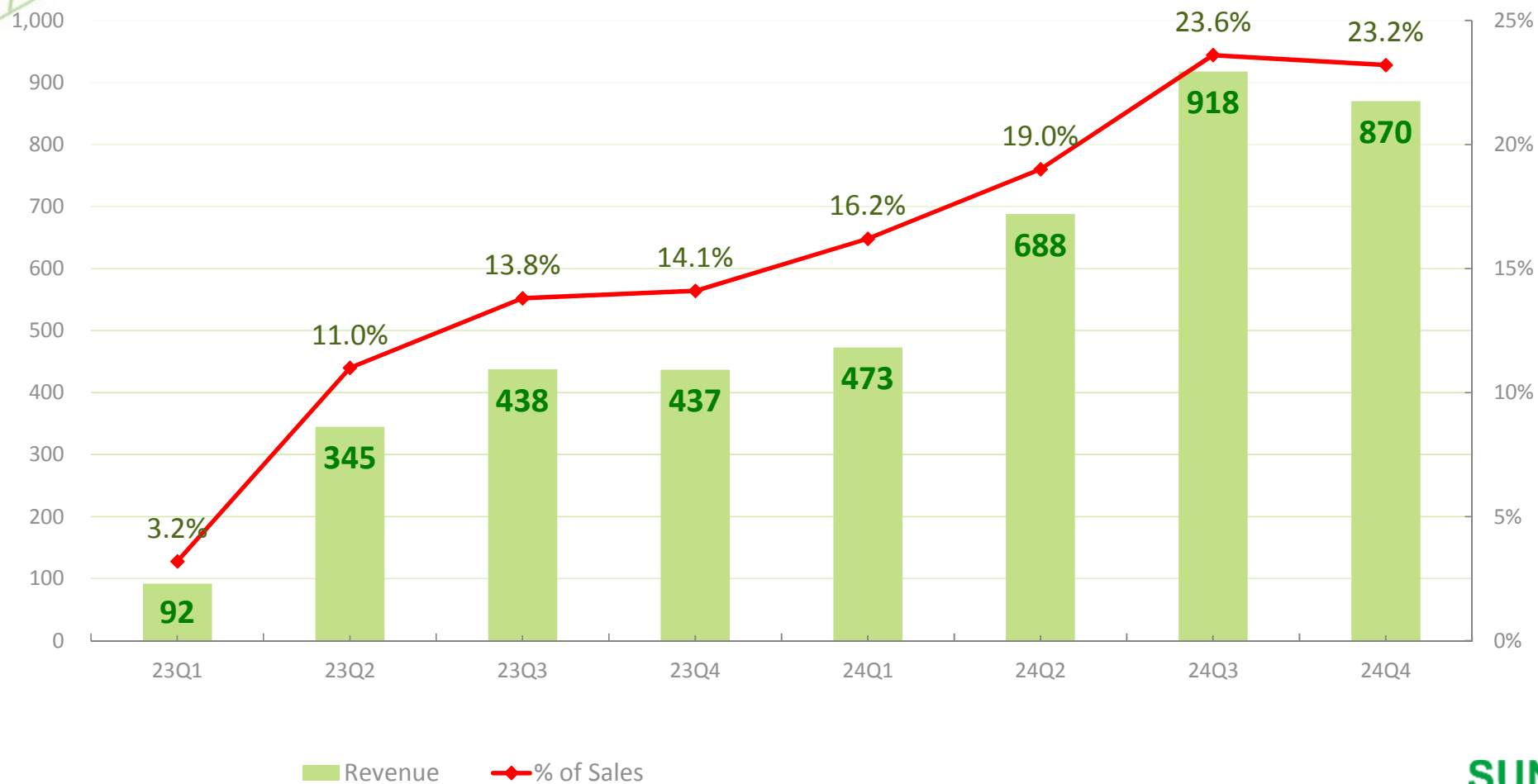
UNIT: NTD (M)



SUNON®

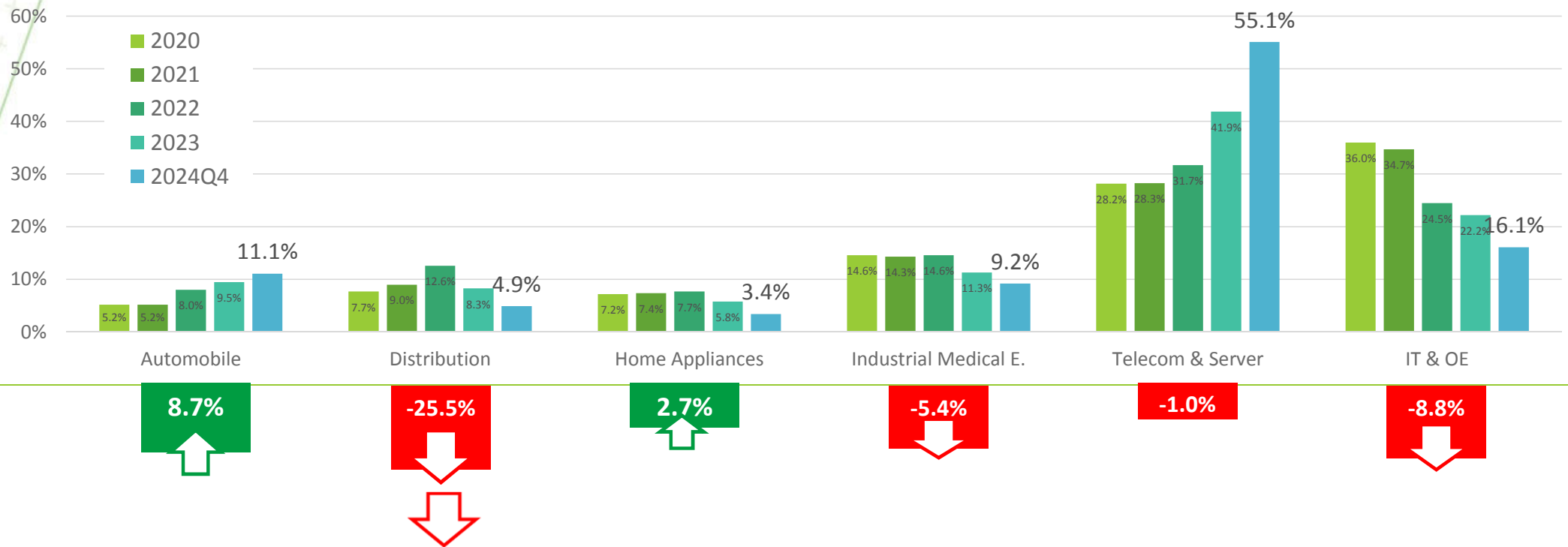
Quarterly Revenue in AI Server

UNIT: NTD (M)

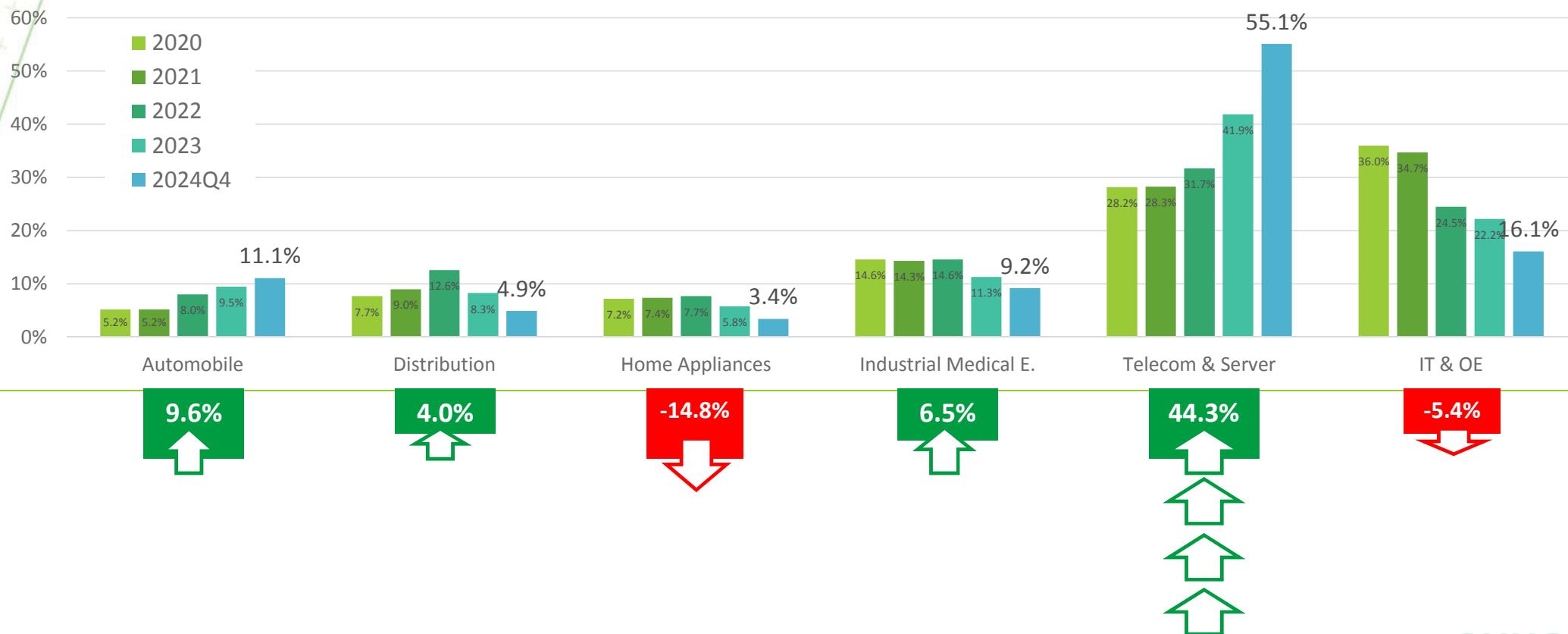


SUNON®

Products Application & QoQ Growth

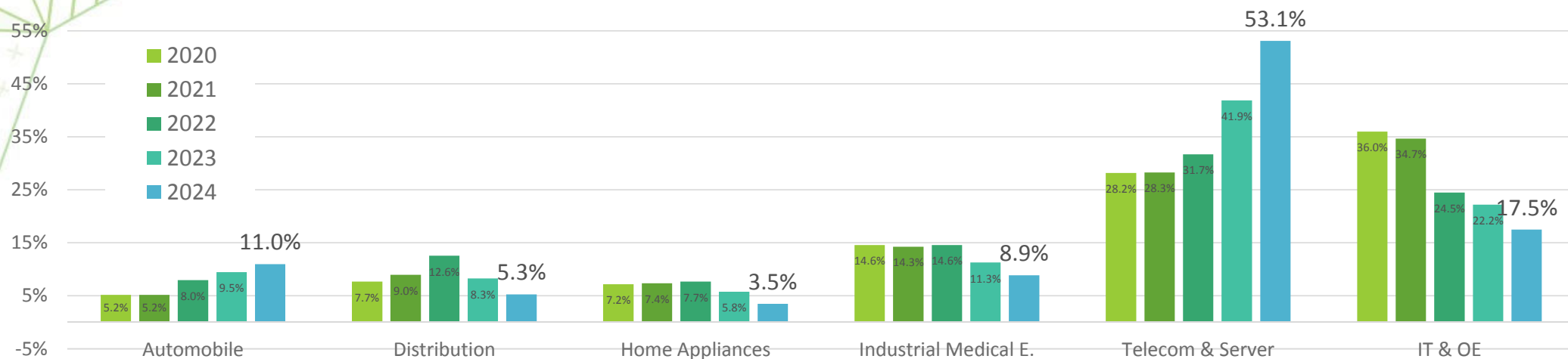


Products Application & YoY Growth




SUNON®


Products Application & YoY Growth




33.6%



-25.8%



-29.1%



-9.3%



45.8%



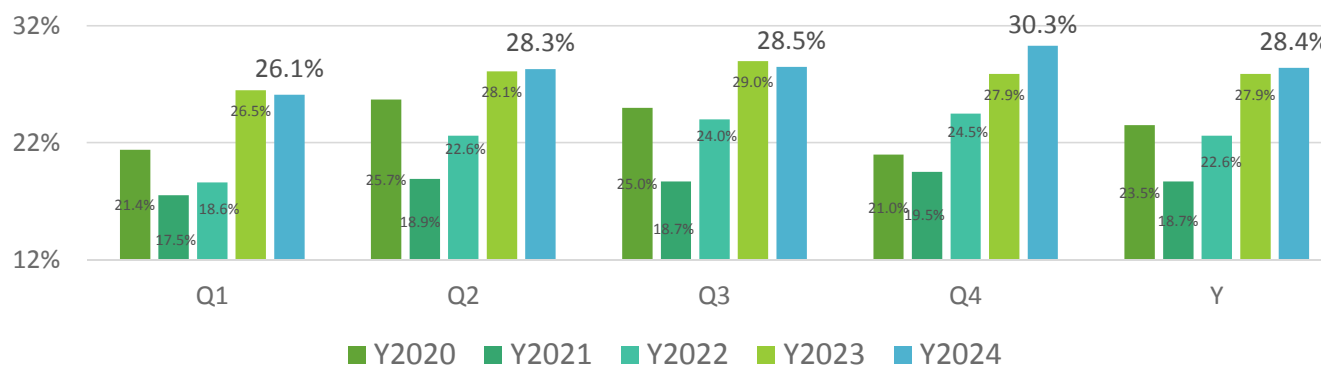
-9.2%



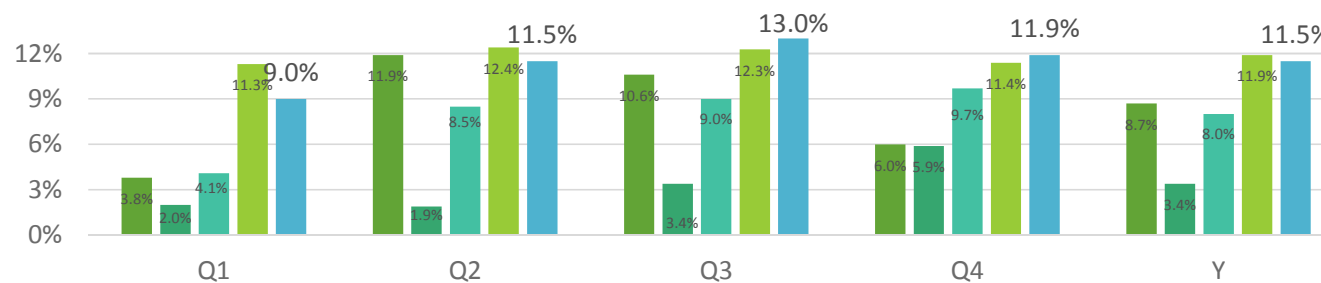
SUNON®

Profit Margin

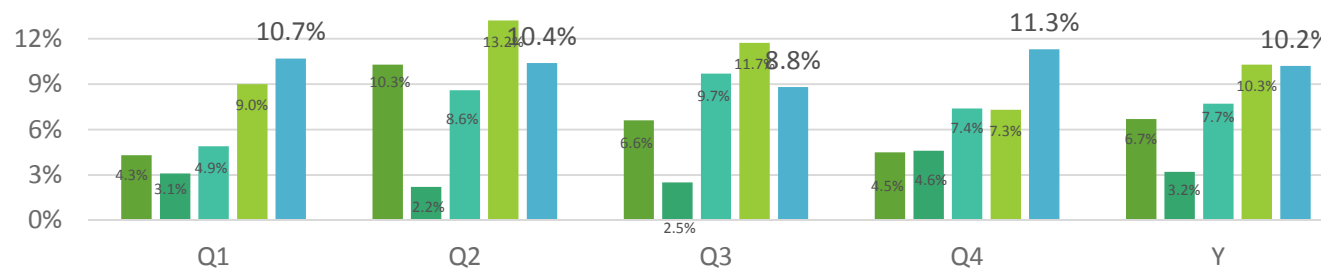
Gross Margin



Operating Margin

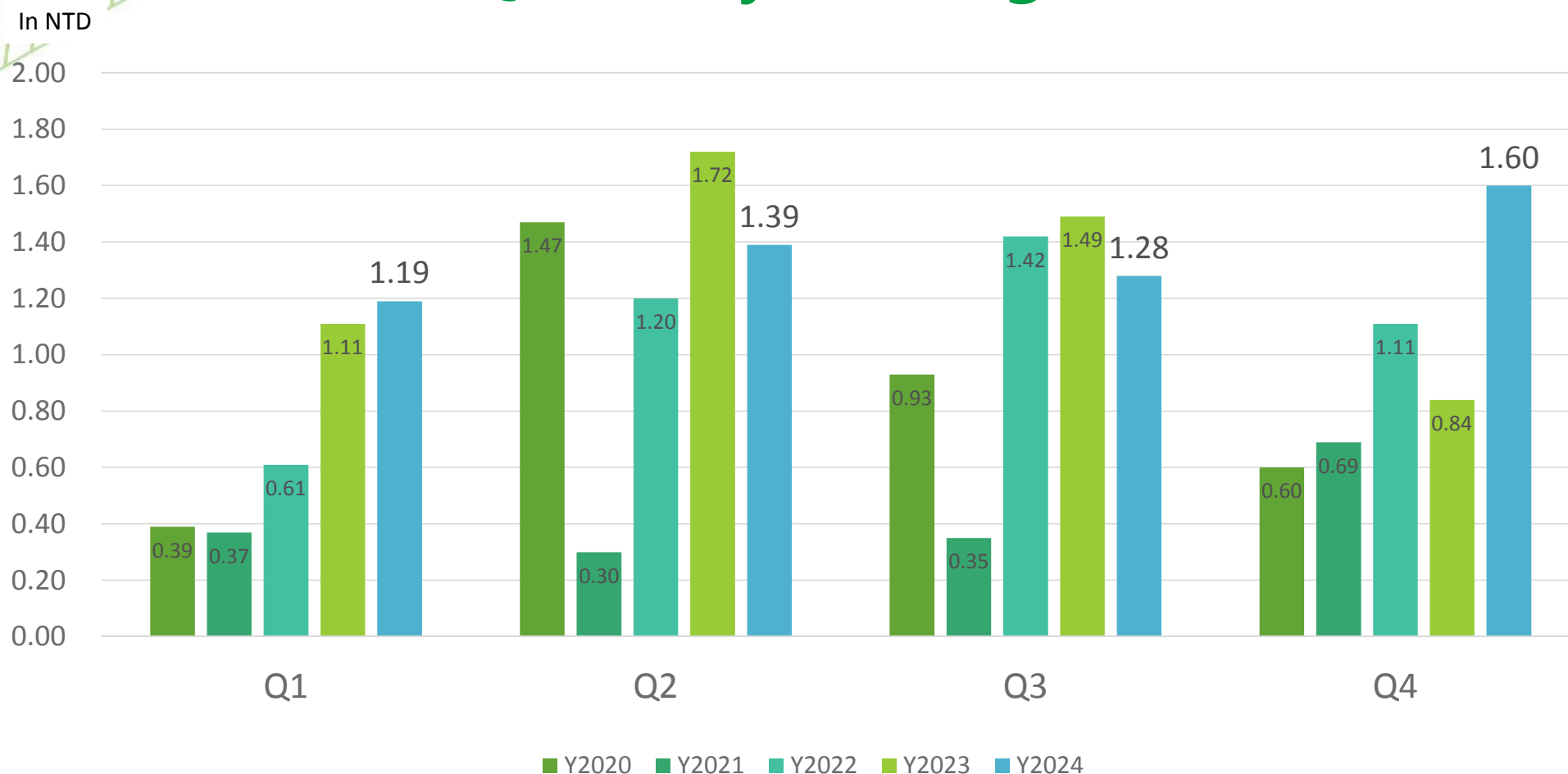


Net Margin



SUNON®

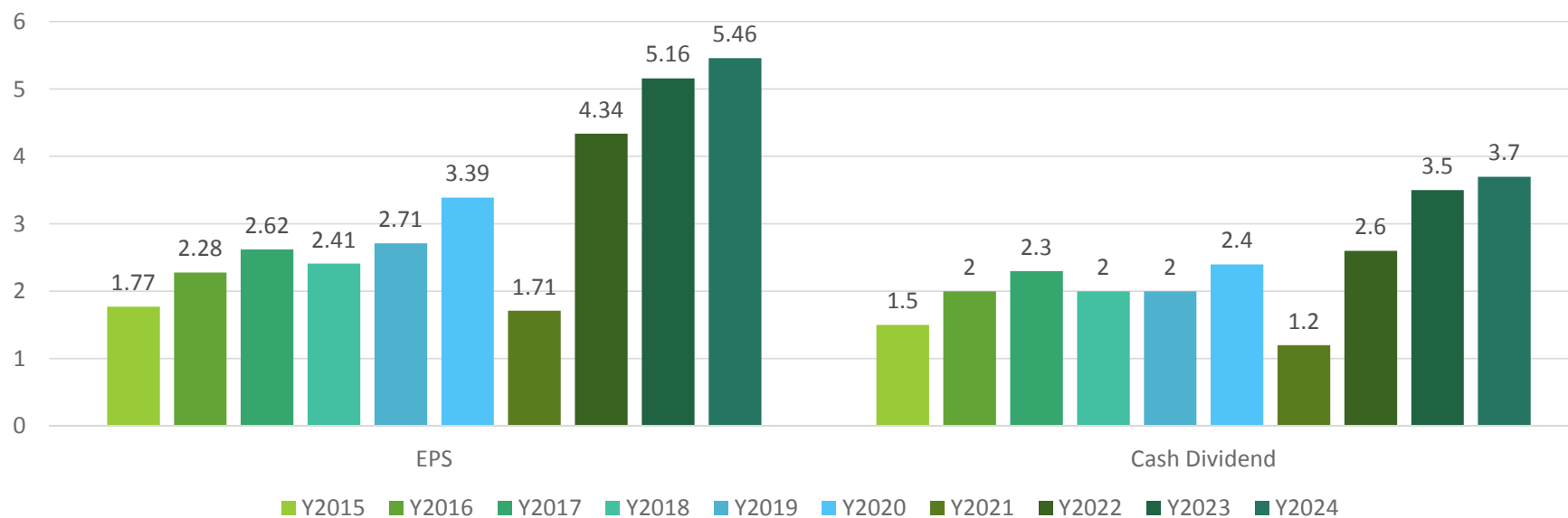
Quarterly Earning



SUNON®

Earning & Cash Dividend

UNIT: NTD



	Y2015	Y2016	Y2017	Y2018	Y2019	Y2020	Y2021	Y2022	Y2023	Y2024
Payout Ratio	85%	88%	88%	83%	74%	68%	70%	60%	68%	68%

SUNON®

Appendix I

CONSOLIDATED BALANCE SHEETS							
NT\$ M	2021.12.31	2022.12.31	2023.12.31	2024.12.31	2022	Change(%) 2023	2024
TOTAL ASSETS	11517	12,192	12,615	14,998	5.9%	3.5%	18.9%
Cash	1912	2,457	4,031	4,678	28.5%	64.1%	16.1%
A/R, N/R	3459	3,414	3,079	4,103	-1.3%	-9.8%	33.3%
Inventories	2508	2,651	2,052	2,181	5.7%	-22.6%	6.3%
PP&E	2059	2,273	2,171	2,461	10.4%	-4.5%	13.4%
TOTAL LIABILITIES	7150	6,989	5,396	7,078	-2.3%	-22.8%	31.2%
Short-term loans	1950	1,288	458	928	-33.9%	-64.4%	102.6%
A/P	2926	3,179	2,737	3,435	8.6%	-13.9%	25.5%
Long-term loans	524	287	213	478	-45.2%	-25.8%	124.4%
TOTAL EQUITY	4367	5,203	7,219	7,920	19.1%	38.7%	9.7%
Days sales outstanding	90	89	92	90			
Days sales of inventory	70	86	92	74			
Current Ratio	1.34	1.43	2.03	1.88			

Appendix II

CONSOLIDATED STATEMENT OF COMPREHENSIVE INCOME

NT\$ M	2021	2022	2023	2024	YOY(%)		
					2022	2023	2024
OPERATING REVENUES	13,562	14,063	12,915	14,624	3.7%	-8.2%	13.2%
GROSS PROFIT	2,536	3,171	3,601	4,157	25.0%	13.6%	15.4%
OPERATING EXPENSES	2,072	2,049	2,071	2,480	-1.1%	1.1%	19.7%
INCOME FROM OPERATIONS	464	1,122	1,530	1,677	141.8%	36.4%	9.6%
NON-OPERATING INCOME AND EXPENSES	121	304	221	305	151.2%	-27.3%	38.0%
INCOME BEFORE INCOME TAX	585	1,426	1,751	1,982	143.8%	22.8%	13.2%
NET INCOME attribute to owners	429	1,089	1,334	1,492	153.8%	22.5%	11.8%
EPS (NT\$)	1.71	4.34	5.16	5.46			
Gross Margin	18.7%	22.5%	27.9%	28.4%			
Operating Margin	3.4%	8.0%	11.8%	11.5%			
Net Margin(*)	3.2%	7.7%	10.3%	10.2%			

(*)Net Margin=Net Income attribute to owners / Revenue



Thanks
for Your Attention !



WWW.SUNON.COM

SUNON®